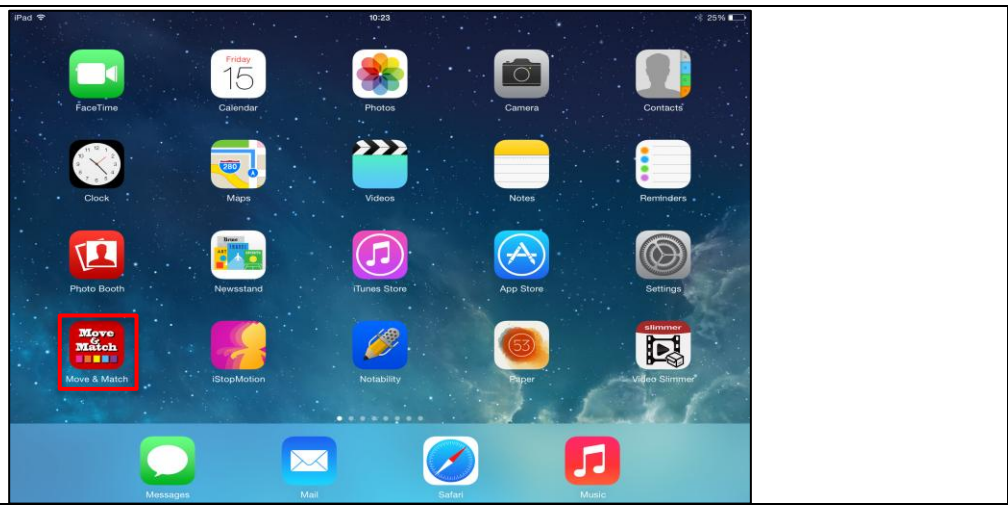
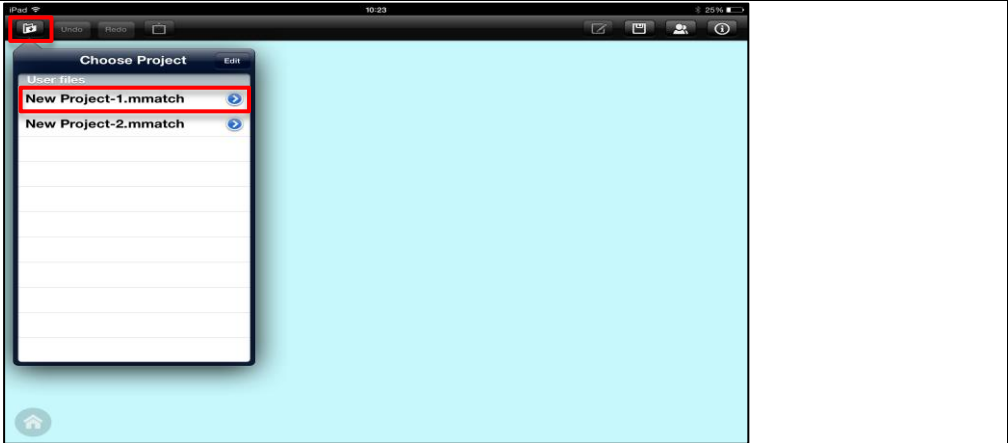
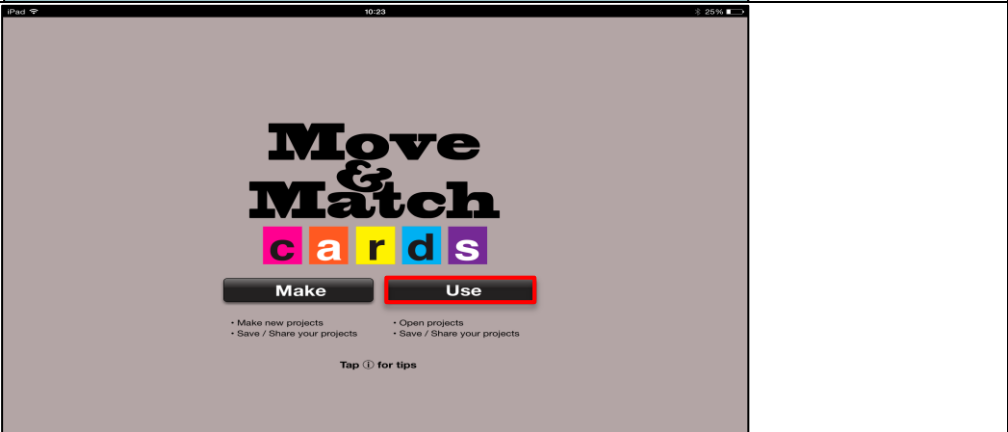
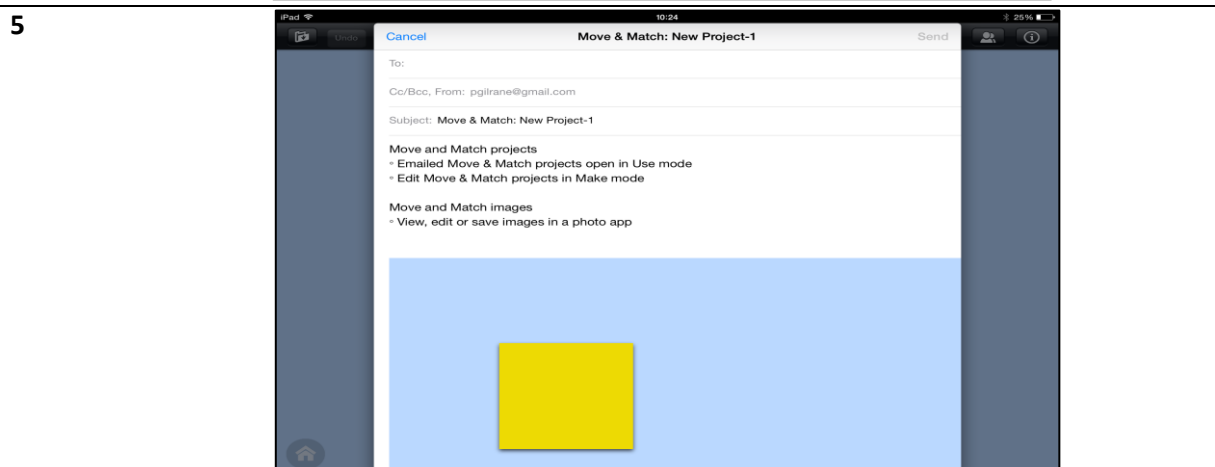
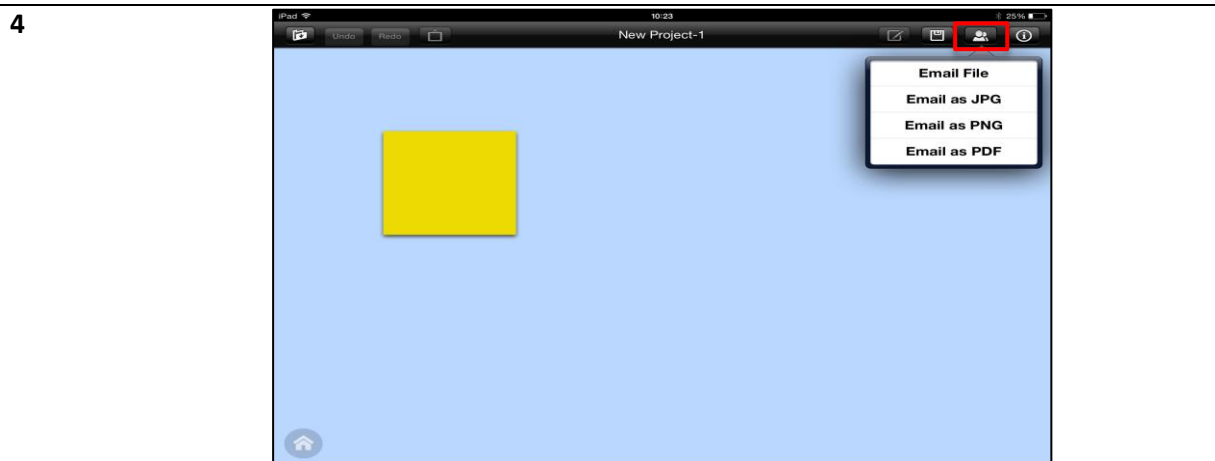


Exporting from the Move and Match App via Email

1	 <p>The screenshot shows the iPad home screen with various app icons. The 'Move & Match' app icon, which is red with white text, is highlighted with a red rectangular box. Other visible icons include FaceTime, Calendar, Photos, Camera, Contacts, Clock, Maps, Videos, Notes, Reminders, Photo Booth, Newsstand, iTunes Store, App Store, Settings, iStopMotion, Notability, Paper, and Video Slimmer.</p>
2	 <p>The screenshot shows the 'Choose Project' dialog box within the Move & Match app. The dialog box has a title bar with 'Undo', 'Redo', and 'Edit' options. It lists 'User files' with two entries: 'New Project-1.mmatch' and 'New Project-2.mmatch'. The 'New Project-1.mmatch' entry is highlighted with a red box. The background of the app is a light blue gradient.</p>
3	 <p>The screenshot shows the main screen of the Move & Match app. The title 'Move & Match' is displayed in large black letters, with 'cards' below it in a colorful, blocky font. There are two buttons: 'Make' and 'Use'. The 'Use' button is highlighted with a red box. Below the buttons, there are instructions: 'Make new projects' and 'Save / Share your projects' for the 'Make' button; 'Open projects' and 'Save / Share your projects' for the 'Use' button. At the bottom, it says 'Tap [info icon] for tips'.</p>

Exporting from the Move and Match App via Email



6

DO NOT DELETE THE MOVE AND MATCH APP UNTIL YOU ARE HAPPY THAT YOU HAVE EXPORTED ALL DOCUMENTS

Exporting from the Move and Match App via Email

