
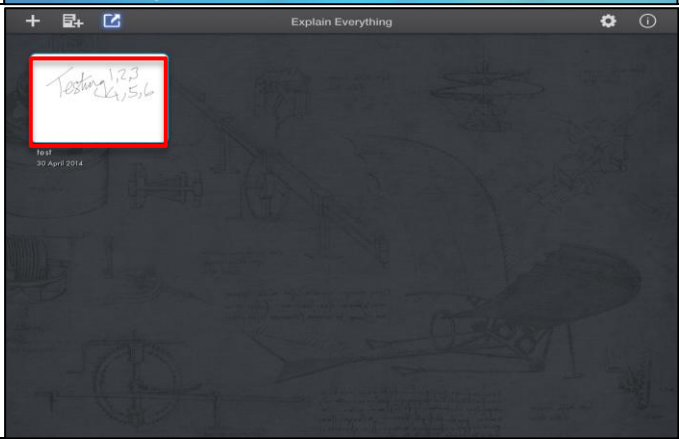
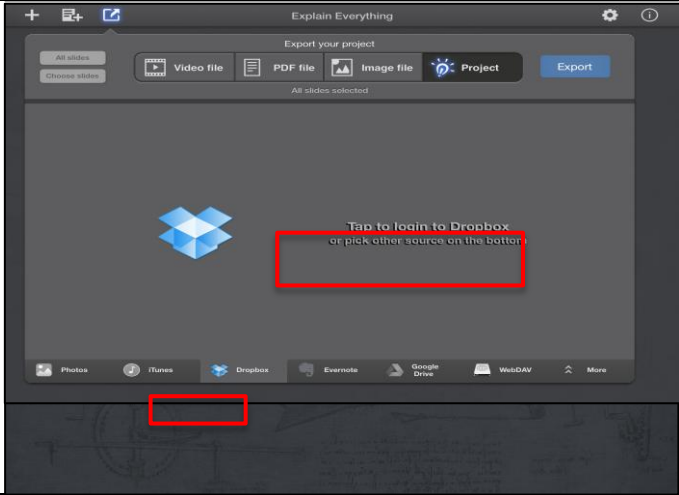
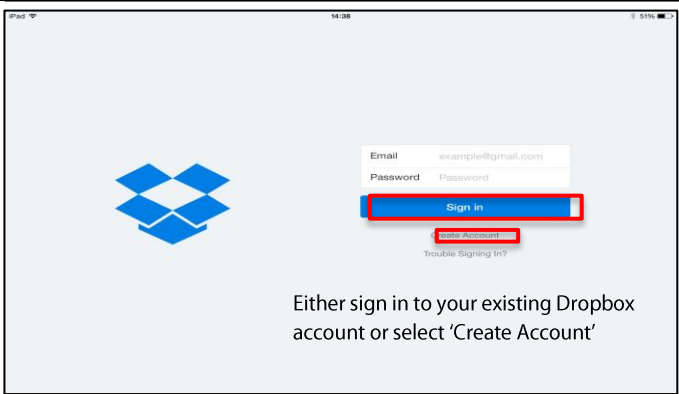
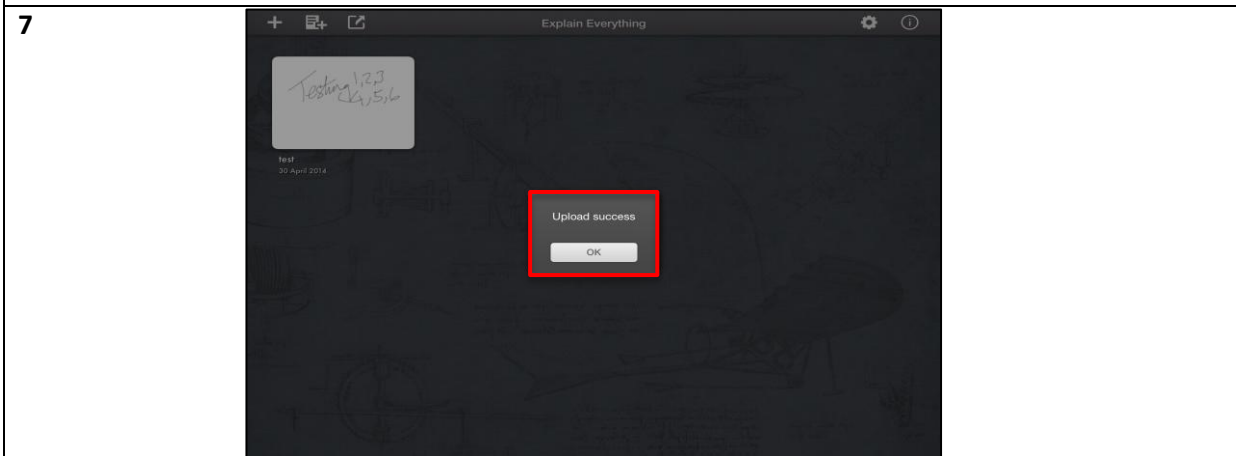
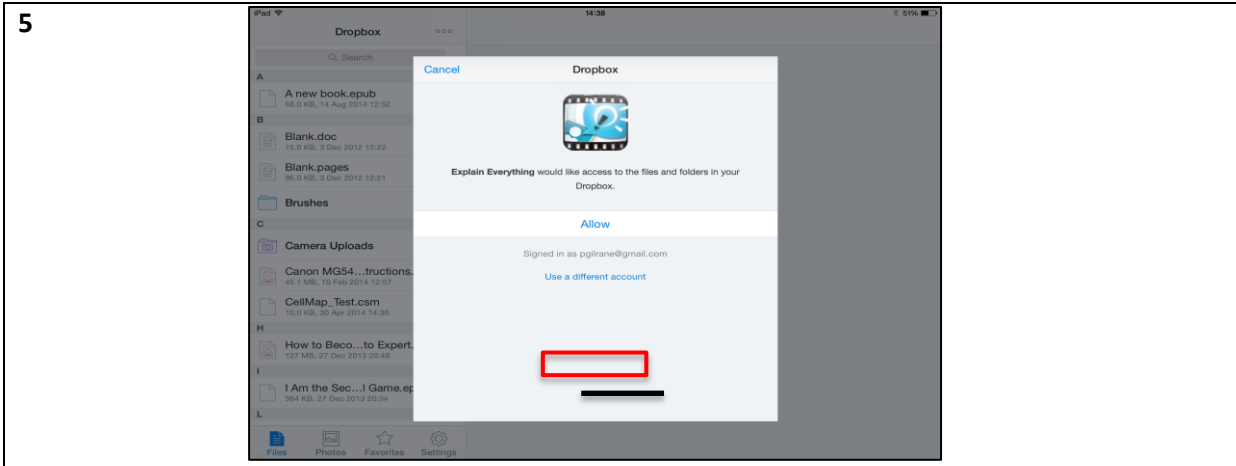


Backing up Explain Everything to Dropbox

<p>1</p>	 <p>The iPad home screen shows various app icons. The 'Explain Everything' app icon, which features a blue and white globe, is highlighted with a red rectangular box.</p>	
<p>2</p>	 <p>The Explain Everything app interface is shown. A whiteboard slide with handwritten text 'Testing 1,2,3 4,5,6' is highlighted with a red rectangular box. The background shows a faint technical drawing of a mechanical part.</p>	
<p>3</p>	 <p>The 'Export your project' screen in Explain Everything is shown. The 'Dropbox' option in the bottom navigation bar is highlighted with a red rectangular box. A red box also highlights the text 'Tap to login to Dropbox or pick other source on the bottom'.</p>	
<p>4</p>	 <p>The Dropbox login screen is shown. The 'Sign in' button is highlighted with a red rectangular box. Below the button, the text 'Either sign in to your existing Dropbox account or select 'Create Account'' is displayed.</p>	

Backing up Explain Everything to Dropbox



DO NOT DELETE THE EXPLAIN EVERYTHING APP UNTIL YOU ARE HAPPY THAT ALL DOCUMENTS ARE IN YOUR DROPBOX FOLDER