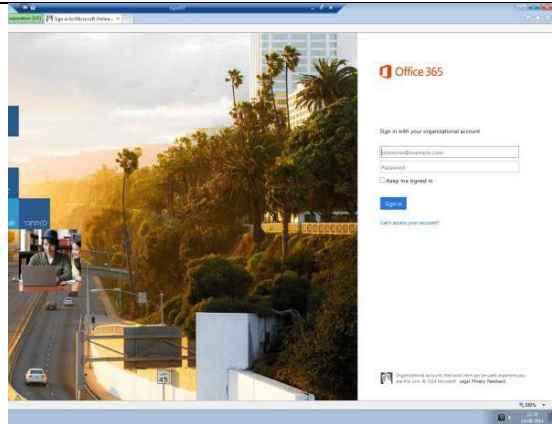


# Accessing Your One Drive on an iPad

On an iPad use safari to go To <https://Portal.office.com/home>

1



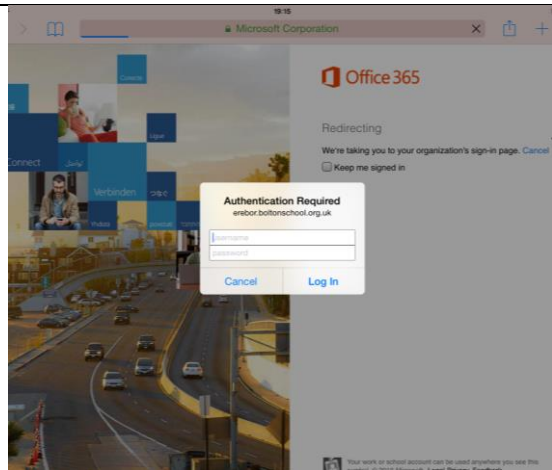
2

Sign in with your organizational account

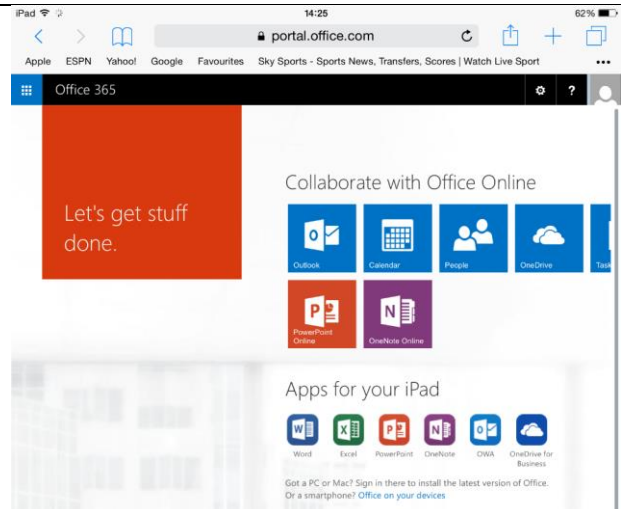
Keep me signed in

[Can't access your account?](#)

3




4



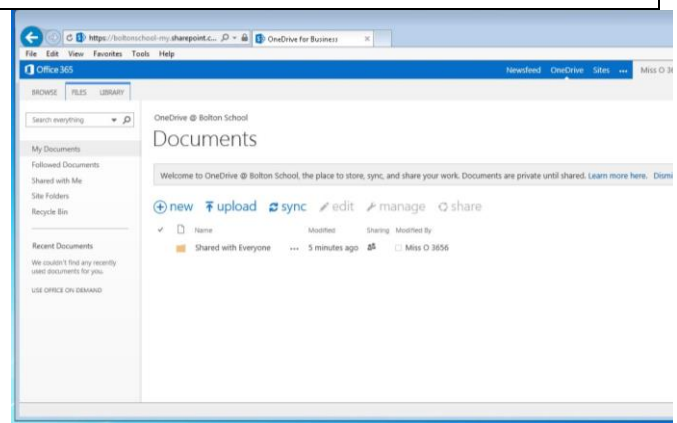
Use your network username and password

Click on OneDrive

5



6



Click Next

# Accessing Your One Drive on an iPad

7

Click on the links below to get the office apps for iPad

Microsoft Word by Microsoft Corporation <https://appsto.re/gb/PWh9I.i>

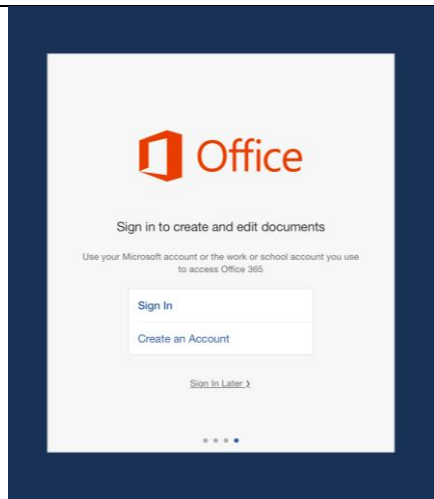
Microsoft Excel by Microsoft Corporation <https://appsto.re/gb/pgb-l.i>

Microsoft PowerPoint by Microsoft Corporation <https://appsto.re/gb/-ji9I.i>

Microsoft OneNote for iPad by Microsoft Corporation <https://appsto.re/gb/5b1FC.i>

When you have downloaded the apps  
Run each app and sign in to each one

8



9



Use your network username and password

Use your network username and password

10

